



**Electrolux**  
PROFESSIONAL

**Modular Cooking Range Line  
thermaline 80 - 200 mm Closed  
base, 1 Side - H=550**

ITEM # \_\_\_\_\_

MODEL # \_\_\_\_\_

NAME # \_\_\_\_\_

SIS # \_\_\_\_\_

AIA # \_\_\_\_\_



588397 (MA3ADOBOOO) Closed Base, 200mm

### Short Form Specification

**Item No.** \_\_\_\_\_

200 mm wide closed base compartment. Internal frame for heavy duty sturdiness in stainless steel. Flat surface construction, easily cleanable.

IPX5 water resistant certification.

Configuration: One-side operated freestanding base.

### Main Features

- All major components may be easily accessed from the front.
- THERMODUL connection system creates a seamless work top when units are connected to each other thus avoiding soil penetrating vital components and facilitating the removal of units in case of replacement or service.
- Unit constructed according to DIN 18860\_2 with 70 mm recessed plinth.
- Closed base compartment to be installed below modular top units.

### Construction

- IPX5 water resistance certification.
- 2 mm top in 1.4301 (AISI 304).
- Flat surface construction with minimal hidden areas to easily clean all surfaces
- Internal frame for heavy duty sturdiness in stainless steel.

**APPROVAL:** \_\_\_\_\_




Experience the Excellence  
[www.electroluxprofessional.com](http://www.electroluxprofessional.com)



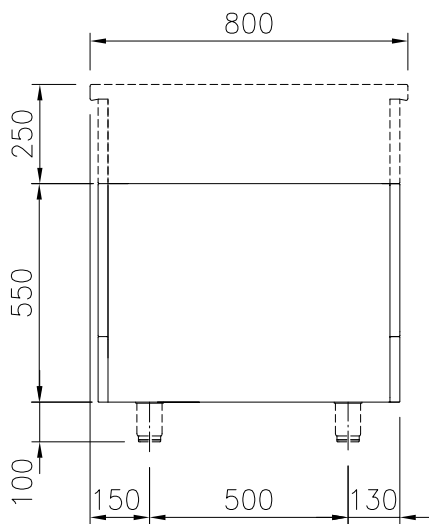
**Electrolux**  
PROFESSIONAL

## Modular Cooking Range Line thermaline 80 - 200 mm Closed base, 1 Side - H=550

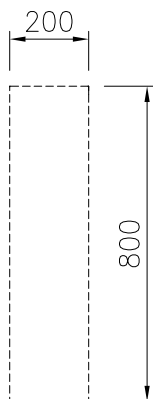
Front



Side



Top



### Key Information:

External dimensions, Width:	
588397 (MA3ADOBOOO)	200 mm
External dimensions, Depth:	800 mm
External dimensions, Height:	550 mm
Net weight:	9.5 kg



Modular Cooking Range Line  
thermaline 80 - 200 mm Closed base, 1 Side - H=550

The company reserves the right to make modifications to the products  
without prior notice. All information correct at time of printing.

2025.08.05

## Optional Accessories

- Stainless steel side panel, 800x800mm, freestanding PNC 912508 ☐
- Stainless steel plinth, against wall, 200mm width PNC 912800 ☐
- Stainless steel plinth, freestanding, 200mm width PNC 912819 ☐
- Stainless steel panel, 800x800mm, against wall, left side PNC 913094 ☐
- Stainless steel panel, 800x800mm, flush-fitting, against wall, right side PNC 913098 ☐
- Back panel, 200x550mm, for bases one-side operated PNC 913176 ☐
- Stainless steel side panel, left, h=800 PNC 913216 ☐
- Stainless steel side panel, right, h=800 PNC 913217 ☐
- Side reinforced panel only in combination with side shelf, for freestanding units PNC 913257 ☐
- Side reinforced panel only in combination with side shelf for against the wall installations, left PNC 913264 ☐
- Side reinforced panel only in combination with side shelf, for against the wall installations, right PNC 913266 ☐
- Side reinforced panel only in combination with side shelf, for back-to-back installations, left PNC 913273 ☐
- Side reinforced panel only in combination with side shelf, for back-to-back installation, right PNC 913274 ☐
- Stainless steel dividing panel, 800x800mm, (it should only be used between Electrolux Professional thermaline Modular 80 and thermaline C80) PNC 913669 ☐
- Stainless steel side panel, 800x800mm, flush-fitting (it should only be used against the wall, against a niche and in between Electrolux Professional thermaline and ProThermetic appliances and external appliances - provided that these have at least the same dimensions) PNC 913685 ☐